


# DPR- A JMC CASE STUDY

Daily Progress Reporting

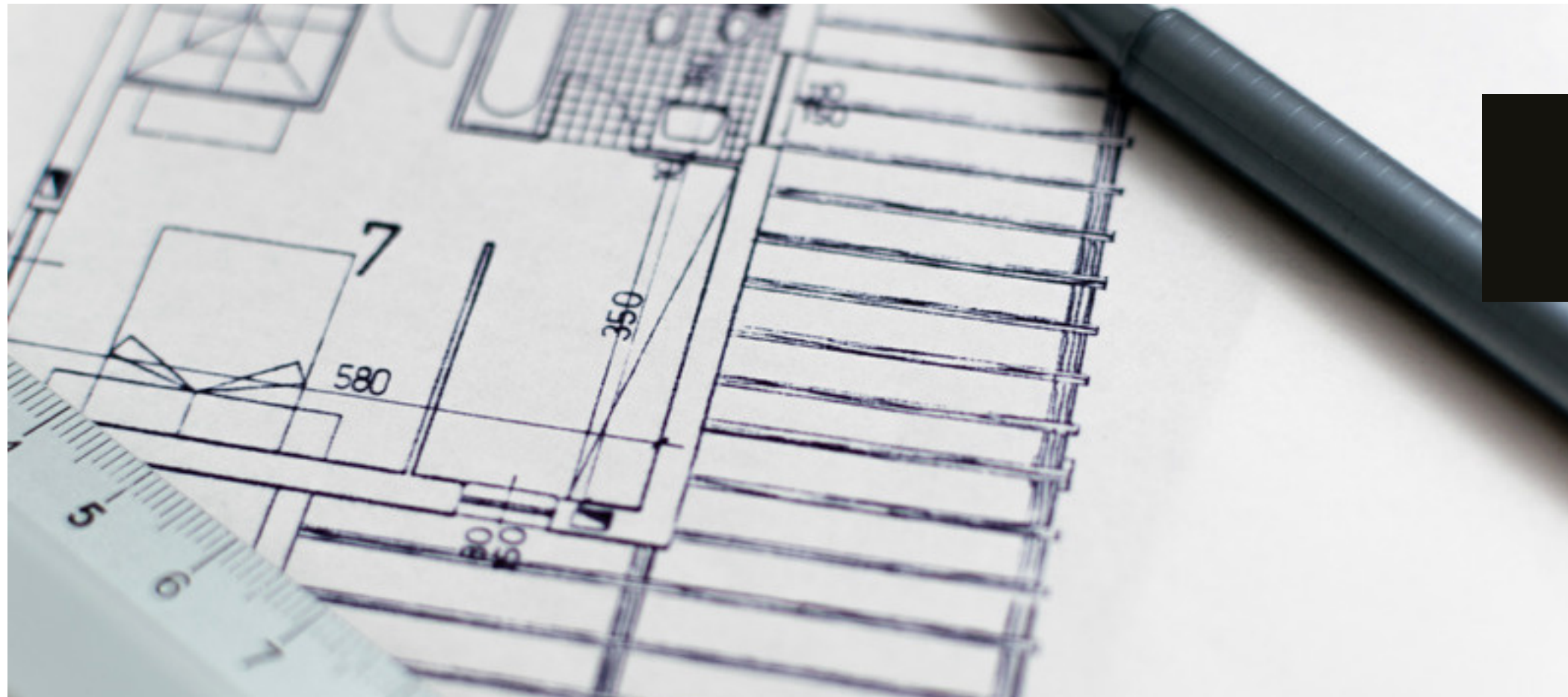


 TRACECOST<sup>®</sup>




# DPR CASE STUDY- JMC

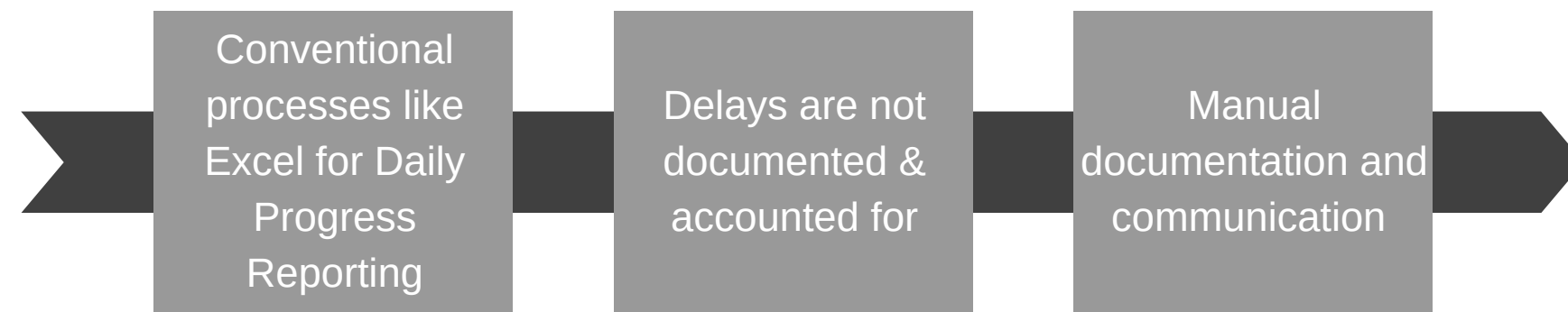
DPR Module caters to the requirement of Project Productivity Tracking, Cost Tracking, Resource Monitoring & Delay Analysis.



Daily Progress Reporting




# THE CRISIS WITH PREVIOUS WORKFLOW



S.No	Task	Previous Feature
1.	Reporting	MS Excel
2.	Delay Logs	MS Excel
3.	Reports	Register
4.	Resource Planning	Excel
5.	Approvals	Outlook
6.	Schedule Tracking	MS Excel
7.	Quantity Planning	Excel

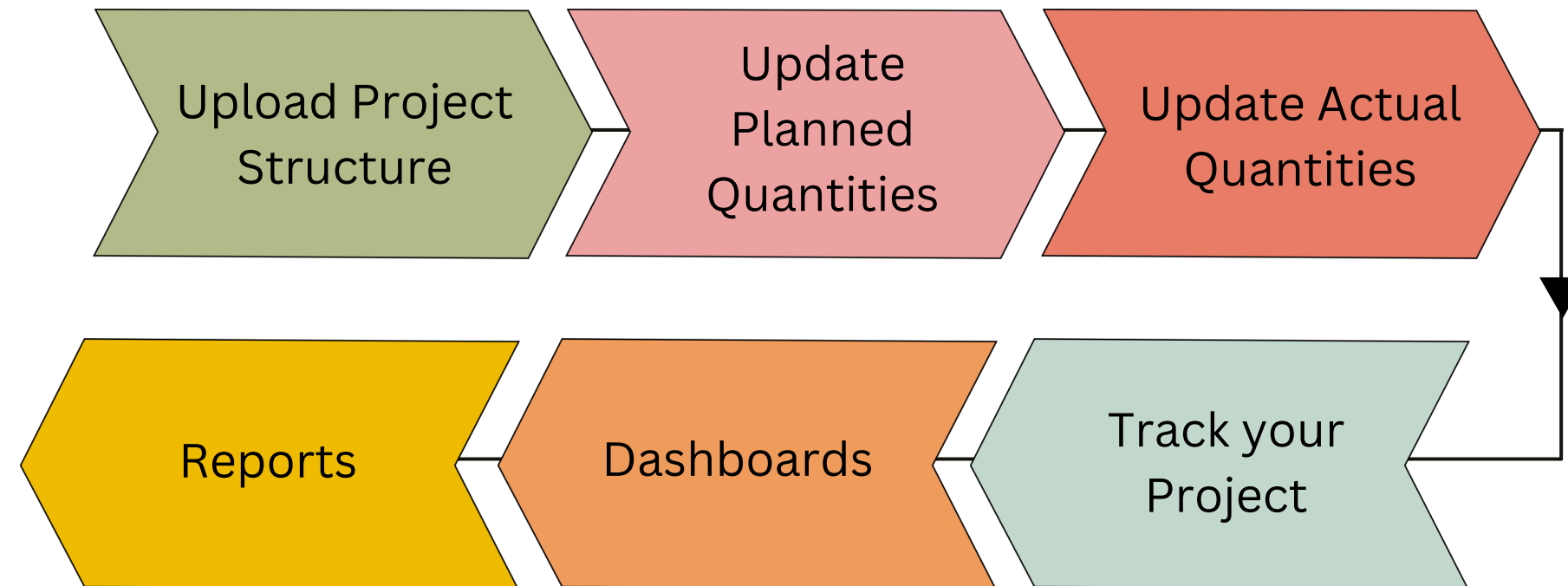
Without a proper progress reporting tool, it was difficult to track and maintain project progresses as well as productivity tracking of their employees.

Without a proper documentation, it is impossible for any organization to attain visibility and control over their goals and responsibilities.



# OUR SOLUTION

Tracecost Workflow



Points focused on-

## Staying ahead of Schedule


01

1. Plan, Allocate and Track your budget.
2. Track project quantities on a real-time basis.
3. Allocate resources more effectively.
4. Report Stakeholders "On The Go".
5. Create a paperless environment.

## No delays goes unreported

02


1. Key performance indicators are displayed through user-friendly yet detailed graphs.
2. Get insightful & detailed reporting on delayed activities
3. Understand and Report the work done by each vendor for each activity of the project.



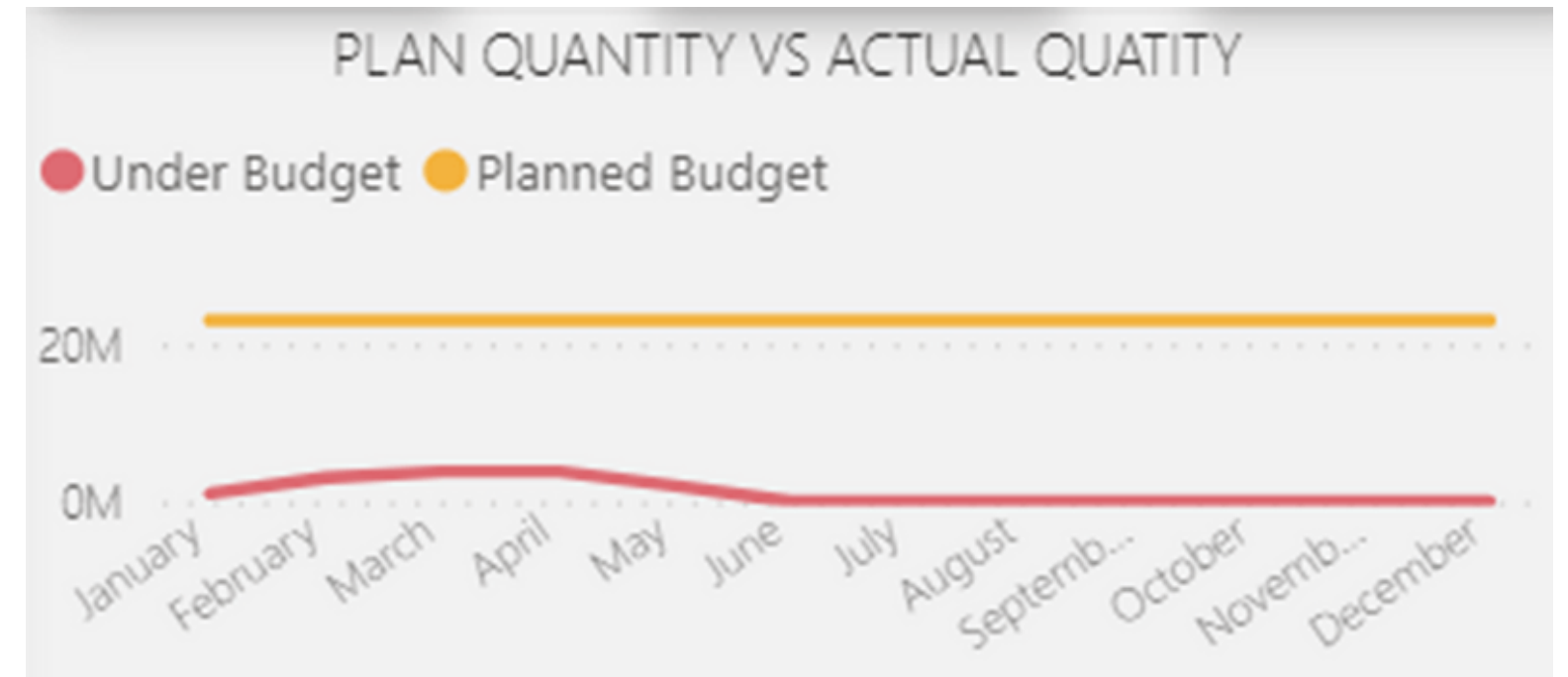
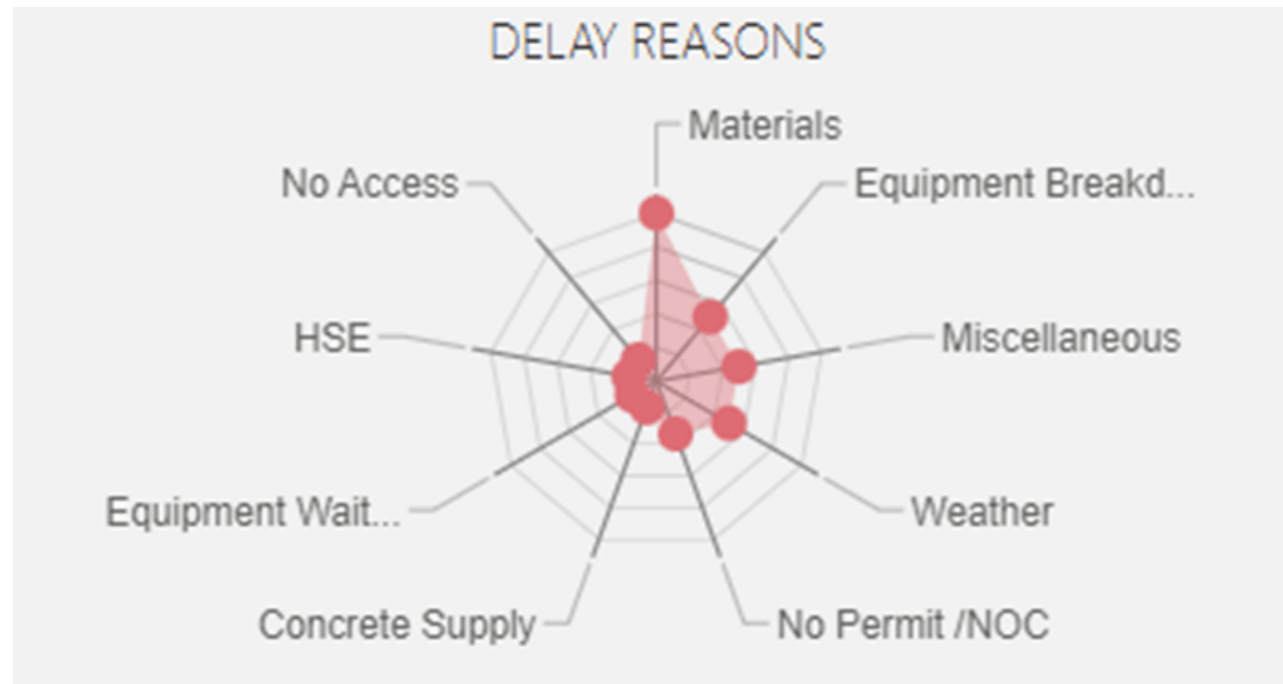
# OUR SOLUTION

- Tracking & Enhancing your project productivity can help you save resources, rectify delays & ultimately save cost overruns caused due to poor productivity, resource wastage & delayed activities.
- All the data entered gets validated through different levels of the project hierarchy to enhance the accuracy of reporting.
- Get insightful & detailed reporting on delayed activities, and reasons for the delay and reduce them to prevent resource wastage & cost overruns.
- Give rights to users based on their role, and manage project information on the country, the city as well as the project level.
- Understand & Download project information through detailed reports for cost, progress, manpower & delay analysis.

S. No	Task	Previous Feature	
1.	Reporting	MS Excel	All possible through DPR
2.	Delay Logs	MS Excel	
3.	Reports	Register	
4.	Resource Planning	Excel	
5.	Approvals	Outlook	
6.	Schedule Tracking	MS Excel	
7.	Quantity Planning	Excel	



# RESULTS AND IMPACT



## Delay Analysis:

- Done using Delay Analysis Radar & Detailed Report

## Conclusion:


- Major delays were caused due to Material Unavailability, Equipment Unavailability, Improper Weather Conditions, Non-accessibility of site (due to Legal Compliance issues) & lastly due to Manpower shortage

## Trend Analysis:

- Done Using Plan v/s Actual Qty Tracker

## Conclusion:

- Execution Status remained Poor for the entire 2022, with average variance being -45% of the Plan
- The Project Plans were not met which added to the execution delay every month & increased the cost overrun altogether



# MITIGATION STRATEGY ADVISED:

**Client needs to eliminate the following red flags in order to execute the Project as per revised timelines:**

- Increase Manpower – Which in turn will reduce the Manpower shortage & ramp up the execution of the activities.
- Advance Procurement – The Site team needs to update Store well in advance of the materials required which in turn needs to be procured by the Purchase department.
- Hire Equipment & not invest in it – Present Trends depict higher breakdown of Equipment's which have caused delays, hence Equipment's should be hired and not procured in-house so that Downtime can be prevented & depreciation of asset could be mitigated.
- Health & Safety Issues – The site safety should be enhanced by improving the practices to stop delays caused by HSE Issues